

PLEASE CHECK WWW.MOLEX.COM FOR LATEST PART INFORMATION

Part Number: **0877830001**
Status: **Active**
Description: 0.60mm (.024") Pitch miniDIMM DDR2 Socket, Surface Mount, 22.5° Angle, 0.76µm (30µ") Gold (Au) Plating, Off-White Latches, with Pick-and-Place Cap, 244 Circuits, 1.8V Voltage Key, Lead-free

Documents:

[3D Model](#) [Product Specification PS-87783-001 \(PDF\)](#)
[Drawing \(PDF\)](#) [RoHS Certificate of Compliance \(PDF\)](#)

Agency Certification

CSA LR19980
 UL E29179

General

Product Family Memory Module Sockets
 Series [87783](#)
 Comments Latches in Off-White Color
 Component Type Socket
 JEDEC Outline MO-244
 Product Name MiniDIMM

Physical

Circuits (Loaded) 244
 Color - Resin Black
 Durability (mating cycles max) 25
 Entry Angle 22.5° Angle
 Flammability 94V-0
 Keying to Mating Part Yes
 Material - Metal Copper Alloy
 Material - Plating Mating Gold
 Material - Plating Termination Tin
 Material - Resin High Temperature Thermoplastic
 PCB Locator Yes
 PCB Retention Yes
 Packaging Type Tray
 Pitch - Mating Interface (in) 0.024 In
 Pitch - Mating Interface (mm) 0.60 mm
 Plating min: Mating (µin) 30
 Plating min: Mating (µm) 0.76
 Plating min: Termination (µin) 100
 Plating min: Termination (µm) 2.54
 Temperature Range - Operating -55°C to +85°C
 Termination Interface: Style Surface Mount


Electrical

Current - Maximum per Contact 1A
 Voltage - Maximum 30V
 Voltage Key 1.8V

Solder Process Data

Duration at Max. Process Temperature (seconds) 5
 Lead-free Process Capability Reflow Capable (SMT only)
 Max. Cycles at Max. Process Temperature 2
 Process Temperature max. C 260

Material Info



EU RoHS

ELV and RoHS Compliant
REACH SVHC
 Not Reviewed
Halogen-Free Status
 Not Reviewed

China RoHS



Need more information on product environmental compliance?

Email productcompliance@molex.com
 For a multiple part number RoHS Certificate of Compliance, [click here](#)

Please visit the [Contact Us](#) section for any non-product compliance questions.

Search Parts in this Series

[87783Series](#)

Mates With

JEDEC MO-244 Modules

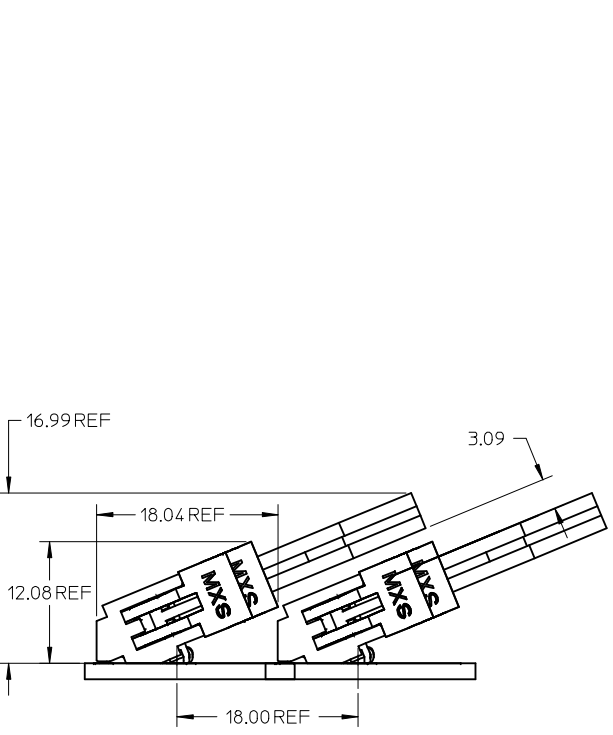
Reference - Drawing Numbers

Product Specification
Sales Drawing

PS-87783-001
SD-87783-001

This document was generated on 04/09/2010

PLEASE CHECK WWW.MOLEX.COM FOR LATEST PART INFORMATION

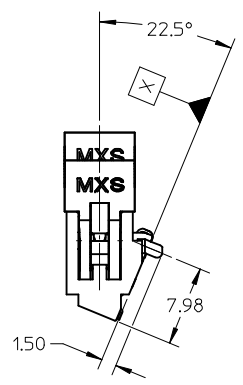
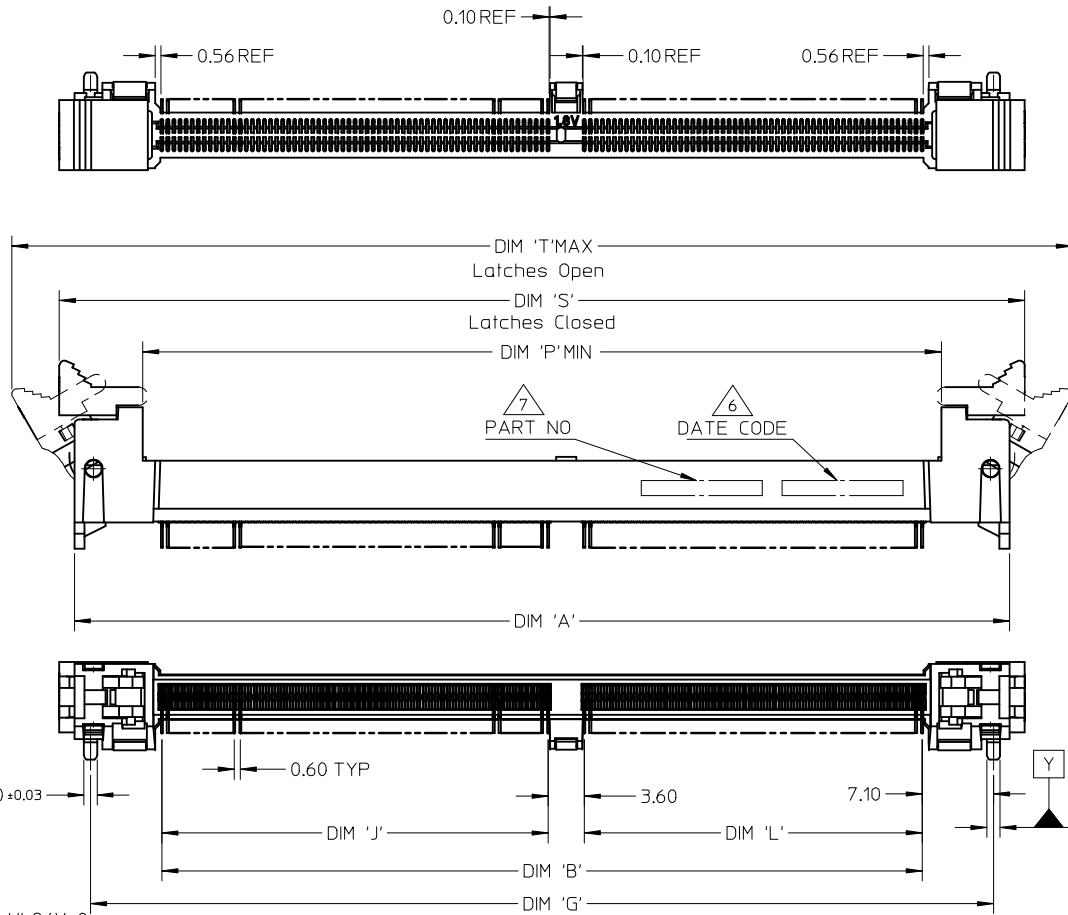


MINIMUM HEIGHT OF SOCKET WITH MODULE CARD HEIGHT OF 30.00MM AND THICKNESS OF 4MM.

- NOTES :
- MATERIAL :
 - HOUSING : HIGH TEMPERATURE LIQUID CRYSTAL POLYMER, UL94V-0
 - COLOUR : BLACK
 - CONTACTS : COPPER ALLOY
 - LATCHES : HIGH TEMPERATURE NYLON, UL94V-0
 - COLOUR : NATURAL (OFF-WHITE)
 - COVER : HIGH TEMPERATURE NYLON, UL 94V-0
 - COLOUR : BLACK

- FINISH
 - CONTACTS : 0.76 MICROMETER (30 MICROINCH) MIN GOLD OVER
 - 1.25 MICROMETER (50 MICROINCH) MIN NICKEL
 - SMT TAIL : 2.54 MICROMETER (100 MICROINCH) MIN TIN OVER
 - 1.25 MICROMETER (50 MICROINCH) MIN NICKEL
- ACCEPTS 1.0mm THICK MEMORY MODULE PER JEDEC MO-244 FOR 244 CKTS AND MO-258 FOR 200 CKTS.
- PRODUCT SPECIFICATION : PS-87783-001.
- PRODUCT SHALL BE PACKED IN TRAY

- △ DATE CODE SHALL BE MARKED LEGIBLY AS SHOWN : YY DDD.
- △ PART NUMBER SHALL BE MARKED LEGIBLY AS SHOWN : 87783-XXXX (REFER TO TABLE).



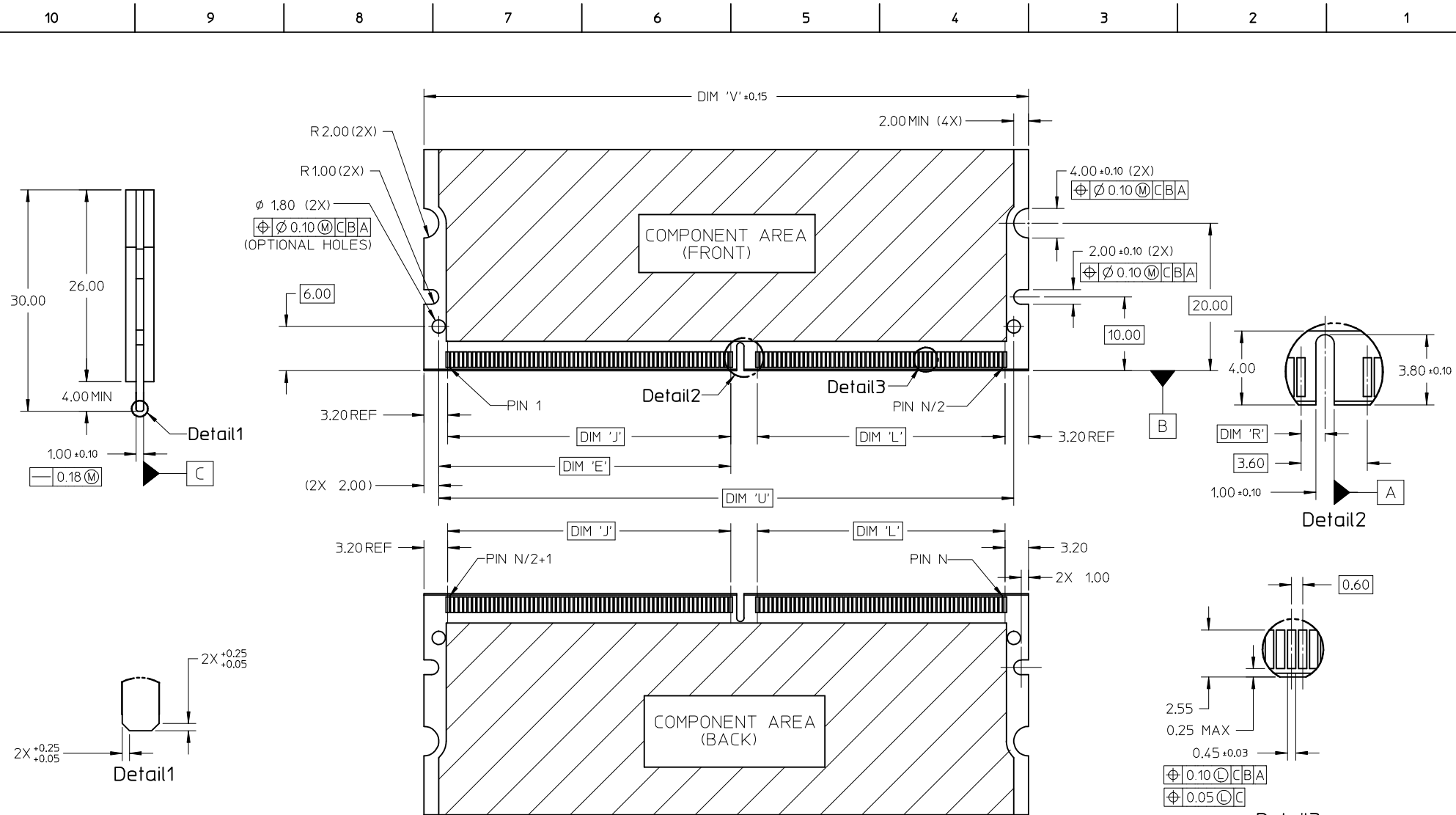
NEW COVER	EC NO: S2010-0004	2009/08/12	QUALITY SYMBOLS
	DRWN: TARUUGHAM	2009/08/12	
	CHKD: CGTAN	2009/08/17	
	APPR: SHLENI	2009/08/17	

DESCRIPTION	QUALITY SYMBOLS
	▽=0
	∇=0

GENERAL TOLERANCES (UNLESS SPECIFIED)	
	mm INCH
4 PLACES	± --- ± ---
3 PLACES	± --- ± ---
2 PLACES	± 0.13 ± ---
1 PLACE	± 0.25 ± ---
ANGULAR ± 1 °	
DRAFT WHERE APPLICABLE MUST REMAIN WITHIN DIMENSIONS	

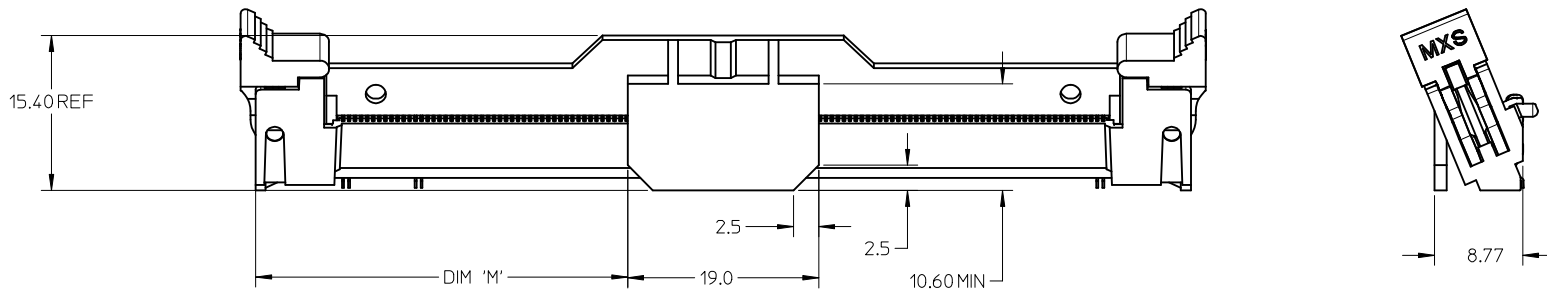
DIMENSION STYLE	
MM ONLY	
DRAWN BY	DATE
MLONG	2003/08/04
CHECKED BY	DATE
SRRAMESH	2004/11/19
APPROVED BY	DATE
GGLEE	2004/11/19
MATERIAL NO.	
SEE TABLE	

SCALE	DESIGN UNITS	THIRD ANGLE PROJECTION
NTS	METRIC	
TITLE		
ANGLE MINI DIMM		
0.6MM PITCH, 244/200 CKT		
22.5 DEG		
MOLEX MOLEX INCORPORATED		SHEET NO.
DOCUMENT NO.		1 OF 5
SD-87783-001		
THIS DRAWING CONTAINS INFORMATION THAT IS PROPRIETARY TO MOLEX INCORPORATED AND SHOULD NOT BE USED WITHOUT WRITTEN PERMISSION		



NEW COVER EC NO: S2010-0004 DRWN: TARUNGHAM 2009/08/12 CHKD: CGTAN 2009/08/12 APPR: SILENI 2009/08/17	QUALITY SYMBOLS ▽ = 0 ◻ = 0	GENERAL TOLERANCES (UNLESS SPECIFIED) <table border="1"> <thead> <tr> <th></th> <th>mm</th> <th>INCH</th> </tr> </thead> <tbody> <tr> <td>4 PLACES</td> <td>± ---</td> <td>± ---</td> </tr> <tr> <td>3 PLACES</td> <td>± ---</td> <td>± ---</td> </tr> <tr> <td>2 PLACES</td> <td>± 0.13</td> <td>± ---</td> </tr> <tr> <td>1 PLACE</td> <td>± 0.25</td> <td>± ---</td> </tr> </tbody> </table>		mm	INCH	4 PLACES	± ---	± ---	3 PLACES	± ---	± ---	2 PLACES	± 0.13	± ---	1 PLACE	± 0.25	± ---	DIMENSION STYLE MM ONLY	SCALE NTS	DESIGN UNITS METRIC	THIRD ANGLE PROJECTION
		mm	INCH																		
	4 PLACES	± ---	± ---																		
	3 PLACES	± ---	± ---																		
2 PLACES	± 0.13	± ---																			
1 PLACE	± 0.25	± ---																			
DESCRIPTION NEW COVER	DRAWN BY MLONG	DATE 2003/08/04	TITLE ANGLE MINI DIMM	MOLEX INCORPORATED																	
CHECKED BY SRAMESH	DATE 2004/11/19	APPROVED BY GGLEE	DATE 2004/11/19	MATERIAL NO. SEE TABLE	DOCUMENT NO. SD-87783-001	SHEET NO. 2 OF 5															
DRAFT WHERE APPLICABLE MUST REMAIN WITHIN DIMENSIONS	THIS DRAWING CONTAINS INFORMATION THAT IS PROPRIETARY TO MOLEX INCORPORATED AND SHOULD NOT BE USED WITHOUT WRITTEN PERMISSION																				

10 9 8 7 6 5 4 3 2 1



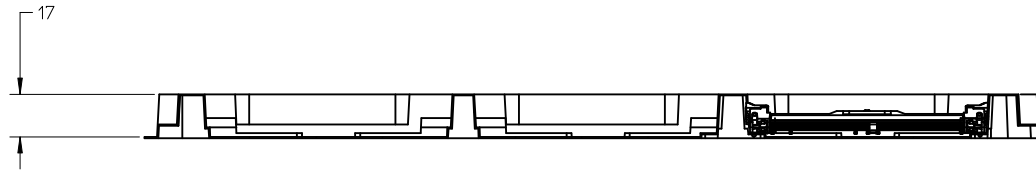
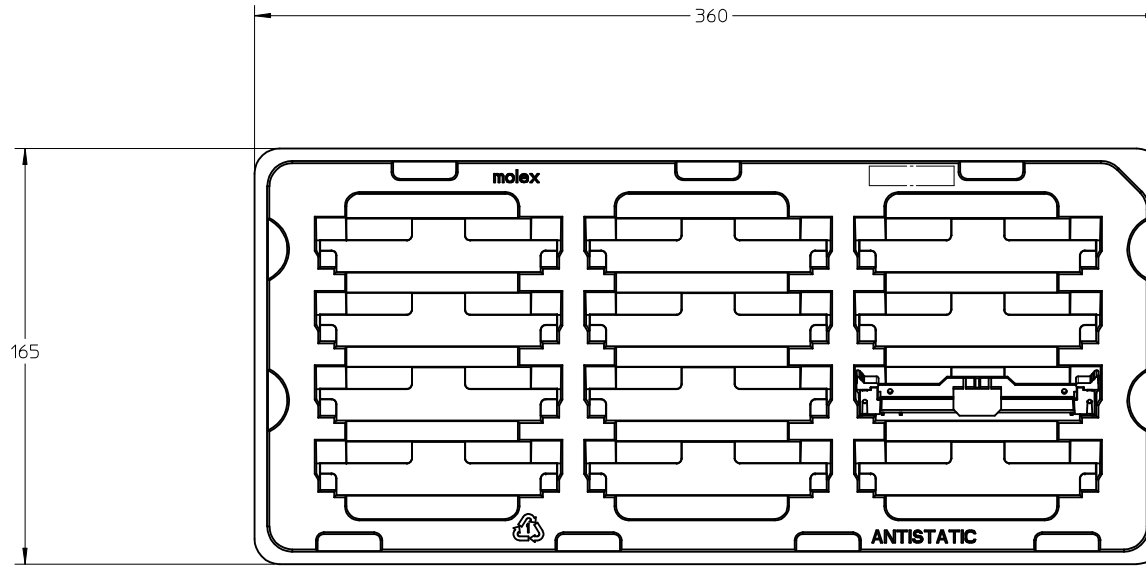
SHOWN WITH PICK & PLACE COVER

CKT SIZE 'N'	PART NUMBER	MODULE CARD	VOLTAGE KEY	DIM 'R'	DIM 'E'	DIM 'J'	DIM 'L'	DIM 'M'	DIM 'P'	DIM 'G'	DIM 'S'	DIM 'T'	DIM 'U'	DIM 'V'	DIM 'W'	DIM 'X'	DIM 'Y'	DIM 'Z'	DIM 'A'	DIM 'B'
244	87783-0001	DDR2	1.8 V	1.30	39.60	38.40	33.60	37.0	79.0	89.80	96.0	106.20	78.00	82.00	78.0	82.00	96.20	42.50	93.0	75.60
	87783-0301	DDR3	1.5 V	2.30																
200	87783-0201	DDR2	1.8 V	1.30	24.60	23.40	35.40	30.40	65.8	76.60	82.8	93.00	64.80	68.80	64.8	68.80	83.00	44.30	79.8	62.40
	87783-0202	DDR	2.5 V	2.30																

NEW COVER EC NO: S2010-0004 DRAWN: TARUMUGHAM 2009/08/12 CHECKED: GGTAN 2009/08/12 APPR: SILENI 2009/08/17	QUALITY SYMBOLS ▽=0 ▽=0	GENERAL TOLERANCES (UNLESS SPECIFIED) <table border="1"> <tr> <td></td> <td>mm</td> <td>INCH</td> </tr> <tr> <td>4 PLACES</td> <td>± ---</td> <td>± ---</td> </tr> <tr> <td>3 PLACES</td> <td>± ---</td> <td>± ---</td> </tr> <tr> <td>2 PLACES</td> <td>± 0.13</td> <td>± ---</td> </tr> <tr> <td>1 PLACE</td> <td>± 0.25</td> <td>± ---</td> </tr> <tr> <td colspan="3">ANGULAR ± 1 °</td> </tr> </table>		mm	INCH	4 PLACES	± ---	± ---	3 PLACES	± ---	± ---	2 PLACES	± 0.13	± ---	1 PLACE	± 0.25	± ---	ANGULAR ± 1 °			DIMENSION STYLE MM ONLY	SCALE NTS	DESIGN UNITS METRIC	THIRD ANGLE PROJECTION
		mm	INCH																					
	4 PLACES	± ---	± ---																					
	3 PLACES	± ---	± ---																					
2 PLACES	± 0.13	± ---																						
1 PLACE	± 0.25	± ---																						
ANGULAR ± 1 °																								
DRAWN BY MLONG	DATE 2003/08/04	TITLE ANGLE MINI DIMM 0.6MM PITCH, 244/200 CKT 22.5 DEG																						
CHECKED BY SRRAMESH	DATE 2004/11/19	MOLEX INCORPORATED																						
APPROVED BY GGLEE	DATE 2004/11/19	MATERIAL NO. SEE TABLE	DOCUMENT NO. SD-87783-001	SHEET NO. 4 OF 5																				

9 8 7 6 5 4 3 2 1

10 9 8 7 6 5 4 3 2 1



VIEW OF PACKAGING TRAY

NOTES:

1. QTY OF CAVITY: 3 X 4 = 12 PCS

NEW COVER EC NO: S2010-0004 TDRWN: TARUMUGHAM 2009/08/12 CHKD: CGTAN 2009/08/12 APPR: SHLENI 2009/08/17	QUALITY SYMBOLS ▽=0 ◻=0	GENERAL TOLERANCES (UNLESS SPECIFIED)		DIMENSION STYLE MM ONLY		SCALE NTS	DESIGN UNITS METRIC	THIRD ANGLE PROJECTION	
		4 PLACES ± --- ± --- 3 PLACES ± --- ± --- 2 PLACES ± 0.13 ± --- 1 PLACE ± 0.25 ± ---	mm INCH ± --- ± --- ± 0.13 ± --- ± 0.25 ± ---	DRAWN BY MLONG	DATE 2003/08/04	TITLE ANGLE MINI DIMM 0.6MM PITCH, 244/200 CKT 22.5 DEG			
		ANGULAR ± 1 °		CHECKED BY SRRAMESH	DATE 2004/11/19	MOLEX INCORPORATED			
		DRAFT WHERE APPLICABLE MUST REMAIN WITHIN DIMENSIONS		APPROVED BY GGLEE	DATE 2004/11/19	MATERIAL NO. SEE TABLE	DOCUMENT NO. SD-87783-001	SHEET NO. 5 OF 5	

9 8 7 6 5 4 3 2 1